

LITTLE LEARNERS:

FOR AGES 2-5 YEARS

12 WEEKS OF PLAYFUL ACTIVITIES THAT PROMOTE
GROWTH AND LEARNING TO DO TOGETHER



EACH WEEK INCLUDES:

- A FUN RHYME OR FINGERPLAY
- A SONG TO SHARE
- SUGGESTED BOOK TITLES ON SOME FAVORITE THEMES AVAILABLE TO BORROW: [HTTPS://BIT.LY/SCL2-5](https://bit.ly/SCL2-5)
- FUN ACTIVITIES TO TRY TOGETHER TO PROMOTE EARLY LEARNING AND DEVELOPMENT

**Learn more about the library -
www.scottlib.org**

**For children's programs, events, and digital content -
bit.ly/SCEarly**

Build fantastic learners when you Read, Write, Talk, Sing, and Play TOGETHER.

Try some of these early literacy practices every day:

Children who enjoy being read to are more likely to enjoy reading themselves.



Tips: Keep reading a fun and positive experience. Choose both fiction and factual books based on interests. Explain and talk about new or unfamiliar words as you read them.

Children learn that printed letters and words have sounds and meaning.



Tips: Provide opportunities to scribble, draw, and write. Use materials like playdough, shaving cream, or snow to make shapes or letters. Point out words and letters in books, signs, and around town.

Children learn about language by listening and talking.



Tips: Talk as you play. Choose books with interesting words and subjects. “Strive for five” responses in back and forth conversations.

Children learn the rhythm and rhyme of language through singing.



Tips: Sing songs with letters or rhymes that highlight word sounds. Choose books based on songs. Change the lyrics to popular songs to reflect interests or activities.

Children develop language skills by playing with others.



Tips: Act out a favorite book. Retell favorite stories using every day objects. Play “I-Spy” using colors, shapes, beginning letters, or rhymes.

Age 3? Time to Screen!
3 años? Hora de evaluar!

FACT!

Early Childhood Screening is a process that supports children being ready for kindergarten.

HECHO!

La evaluación de niños a la edad temprana para preescolar, es un proceso que apoya la preparación para kindergarten.

DID YOU KNOW?

It is best for your child to be screened at age 3.

¿Sabías?

Lo mejor para su hijo/hija es sea evaluado a los 3 años.

Screening Information in Scott County
Información de detección en el condado de Scott

To schedule your free appointment see below
Para programar su cita gratis revisa lo de abajo:

- Shakopee 952.496.5054 www.shakopee.k12.mn.us
- Burnsville 952.707.4100 www.isd191.org
- Prior Lake -Savage 952.226.0975 www.priorlake-savage.k12.mn.us
- Jordan 952.492.3233 www.jordan.k12.mn.us
- Lakeville 952.232.3006 www.isd194.org
- New Prague 952.758.1674 www.npaschools.org
- Belle Plaine 952.378.2454 www.belleplaine.k12.mn.us



LOOKING FOR MORE FREE BOOKS AND ACTIVITIES?

Bookflix is a free database that pairs fiction and nonfiction books kids and includes games and activities for each pairing. You need a FREE Scott County Library Card to access this resource. Visit bit.ly/SCLbookflix





WEEK 1: SUPERHEROES
EARLY LITERACY PRACTICE: PLAY
READY FOR K: SOCIAL SKILLS

SONG OF THE WEEK:
IF YOU'RE HAPPY & YOU
KNOW IT

If you're happy & you know it, clap your hands
 If you're happy & you know it, clap your hands.
 If you're happy & you know it, then your face will surely show it
 If you're happy & you know it, clap your hands.

Additional Verses:
 ...Tickle your toes
 ...Jump up high
Fly around

RHYME OF THE WEEK:
SUPERHERO, SUPERHERO

Superhero, superhero,
 turn around.
 Superhero, superhero,
 touch the ground.
 Superhero, superhero,
 put on your suit.
 Superhero, superhero,
 put on your boots.
 Superhero, superhero,
 jump up high.
 Superhero, superhero,
 fly, fly, fly.
 Superhero, superhero,
 turn around.
 Superhero, superhero,
 please sit down.

PLAY TOGETHER:

- Create new verses of "If You're Happy and You Know It." Take turns coming up with new actions. Copy each other.
- Retell a favorite story using toys or other items around the house.

SOCIAL SKILLS:

- Play games that involve taking turns or trying new roles.
- Talk about what you like in each other and your friends.

BOOKS WE LOVE

Request a copy at bit.ly/SCL2-5

Even Superheroes Have Bad Days




The Adventures of Wrong Man & Power Girl



Three Little Superpigs



Why?




Vote for Our Future



BOOKS WE LOVE

Request a copy at
bit.ly/SCL2-5


*The Evil Princess Vs.
the Brave Knight*




Playing Wicked



*Dragon Was
Terrible*



*Not Quite
Snow White*



*My Very First
Mother Goose*



WEEK 2: PALACE PALS

EARLY LITERACY PRACTICE: TALK

READY FOR K: COMMUNICATION SKILLS



RHYME OF THE WEEK: THIS LITTLE PIGGY

This little piggy
went to market
This little piggy
stayed home
This little piggy had
roast meat
This little piggy had
fun
And this little piggy
went “Wee, wee,
wee!” all the way
home.

SONG OF THE WEEK: THE GRAND OLD DUKE OF YORK

The Grand Old Duke
of York
He had ten thousand
men
He marched them UP
To the top of the hill
And marched them
DOWN again
And when you're UP
You're UP
And when you're
DOWN
You're DOWN
And when you're only
halfway up
You're neither UP nor
DOWN!

TALK TOGETHER:

- Ask your child what was their favorite part of their day? Why?
- Read a favorite fairy tale or story. Ask your child what they think happens after the story.

COMMUNICATION SKILLS

- Strive for five back and forth interactions when talking by asking open ended questions.



WEEK 3: ROBOTS

EARLY LITERACY PRACTICE: READ

READY FOR K: SCIENCE SKILLS

BOOKS WE LOVE

Request a copy at
bit.ly/SCL2-5

SONG OF THE WEEK: OPEN THEM, SHUT THEM

Open them, shut them
Open them, shut them
Give a little
Clap, clap, clap

Open them, shut them
Open them, shut them
Put them in your
Lap, lap, lap

Creep them, creep them
Right up to your chin
Open your mouth — ahhh!
But don't let them in

RHYME OF THE WEEK: BANANA'S UNITE!

First we:
Peel bananas
Peel, peel bananas


Next we:
Chop bananas
Chop, chop bananas

Then we:
Smash bananas
Smash, smash bananas


And we:
Eat bananas
Eat, eat bananas

Finally, we:
Go bananas!
Go, go bananas!

Brobot Bedtime




How To Code a Sandcastle



Love, Z



My Friend Robot



Stop! Bot!



READ TOGETHER:

- Read a book you have never read before. Make a game of guessing what you think will happen based on the cover.
- Talk about the parts of a story.

SCIENCE SKILLS:

- Pick different items to race across a floor or down a ramp. Hypothesize which item will be faster. Then test your hypothesis.


BOOKS WE LOVE

Request a copy at
bit.ly/SCL2-5


The Weather's Bet



The Storm



Singing in the Rain



Nora's Busy Year



Bella's Fall Coat



WEEK 4: WEATHER

EARLY LITERACY PRACTICE: WRITE

READY FOR K: SCIENCE SKILLS



RHYME OF THE WEEK: MAKE IT RAIN

Today we are going
to work together
to make it rain!

First we rub our
fingers together.

I think I hear
the rain starting!

Then we lightly
clap our hands.

It's falling harder now.

Lets rub our hands
on our thighs.

That's a steady rainstorm.

Now pat your thighs.

It's raining really hard now!

Now stomp your feet, too!

Oh, it's so loud!

SONG OF THE WEEK: MISTER SUN

Oh, Mr. Sun, Sun,
Mr. Golden Sun
Please shine down on me
Oh, Mr. Sun, Sun,
Mr. Golden Sun
Hiding behind a tree
These little children
are asking you
To please come out
so we can play with you
Oh, Mr. Sun, Sun,
Mr. Golden Sun
Please shine down on me

WRITE TOGETHER:

- Make a chart to track the weather all week. Write the word or draw a picture of what you see.
- Draw a picture of you playing outside in your favorite season.

SCIENCE SKILLS:

- Talk about the sun and its role in seasons.
- Using your knowledge about the weather, pick out your clothes for the day together.



WEEK 5: MUSIC
EARLY LITERACY PRACTICE: SING
READY FOR K: MATH SKILLS

SONG OF THE WEEK:
WHERE IS THUMBKIN?

Where is thumbkin?
 Where is thumbkin?
 Here I am. Here I am.
 How are you today, sir?
 Very well, I thank you.
 Run away. Run away.

Where is pointer?...
 Where is tall one?...
 Where is ring man?...
 Where is pinkie?...

RHYME OF THE WEEK:
DOWN DOWN BABY

Down, down, baby
 Down by the roller coaster
 Sweet, sweet, baby
 I'll never let you go
 Shimmy, Shimmy Ko Ko Bop
 Shimmy Shimmy Pow
 Shimmy, Shimmy Ko Ko Bop
 Shimmy Shimmy Pow
 Grandma, Grandma, Sick in bed
 Mama called the doctor
 And the doctor said
 Let's get the rhythm of the head
 Let's get the rhythm of the head
 Let's get the rhythm of the hands
 Let's get the rhythm of the hands
 Let's get the rhythm of the feet
 Let's get the rhythm of the feet
 Let's get the rhythm of the hot dog
 Let's get the rhythm of the hot dog
 Put it all together and
 what do you got?
 Ding-dong. Clap clap.
 Stomp stomp. Hot dog.
 Put it all backwards and
 what do you got?
 Hot dog. Stomp Stomp.
 Clap clap. Ding-dong

SING TOGETHER:

- Get your whole body involved in singing by doing actions to songs. Don't know the actions? Make them up or just have a dance party.
- Create your own words to favorite songs. *Row, Row, Row Your Boat* can become "Wash your hands" or clean up toys.

MATH SKILLS:

- Create patterns. You can create patterns using music, colors, numbers, and more.


BOOKS WE LOVE

Request a copy at
bit.ly/SCL2-5


Dancing Hands




Play This Book




Because



The 5 O'clock Band




Stomp




BOOKS WE LOVE

Request a copy at
bit.ly/SCL2-5

The Undefeated



When I Grow Up




Middle Bear



*We All Have
Different Families*



*I Am Perfectly
Designed*



WEEK 6: CELEBRATE ME EARLY LITERACY PRACTICE: TALK GROW: SOCIAL SKILLS



RHYME OF THE WEEK: HANDS ON SHOULDERS

Hands on shoulders
Hands on knees
Hands behind you, if you
please
Touch your elbows
But not your nose
Touch your hair
Now touch your toes.
Raise hands up high
Wave hello
Stretch your
arms (arms to the side)
And watch you grow
Then bring hands down
Touch the floor
Now clap your hands,
ONE TWO THREE FOUR!

SONG OF THE WEEK: THE HOKEY POKEY

You put your right hand in,
You put your right hand out
You put your right hand in
and you shake it all about
You do the hokey pokey
and you turn
yourself around
That's what it's all about!
You put your left hand in,
You put your left hand out
You put your left hand in
and you shake it all about
You do the hokey pokey
and you turn
yourself around
That's what it's all about!
Repeat with other parts

TALK TOGETHER:

- Make a favorite family recipe together. Talk about when you have the meal, the ingredients, and the steps to make the food.

SOCIAL SKILLS:

- Take turns talking about what you like about yourself then about another person. What do you have in common? What makes you unique?



WEEK 7: SPORTS

EARLY LITERACY PRACTICE: PLAY

READY FOR K: MOTOR SKILLS

BOOKS WE LOVE

Request a copy at
bit.ly/SCL2-5

When the Moon Comes



*Friday Night
Wrestlefest*



Dewdrop



*Maya Papaya and Her
Amigos Play Dress-up*



The Field



SONG OF THE WEEK: THIS IS THE WAY

This is the way we
bounce the ball,
bounce the ball,
bounce the ball,
bounce the ball,
This is the way we
bounce the ball,
when we play basketball.

Kick the ball...When we
play soccer.

Jump in the pool...when
we go swimming.

Hike the ball...When we
play football.

Twirl around..When we
dance ballet

Swing the bat...When
we play baseball.

RHYME OF THE WEEK: BOUNCE THE BALL

Bounce the Ball
Bounce the ball,
Bounce the ball
On the ground
Against the wall.
Bounce it low,
Bounce it high

Bounce it right up to the sky!

Bounce the ball
Bounce the ball
On the ground
Against the wall
Bounce it here,
Bounce it there

Bounce it outside anywhere!

Bounce the ball
Bounce the ball
On the ground
Against the wall.

This one rule you must abide:
Please don't bounce
your ball inside!

PLAY TOGETHER:

- Turn a book into play! Act out a story that you just read. Take turns playing different charocters.

MOTOR SKILLS:

- Turn putting dirty laundry in the hamper into a game. How far away can you make a basket?
- Practice throwing and catching. Start with a larger ball when first practicing.


BOOKS WE LOVE

Request a copy at
bit.ly/SCL2-5


*If da Vinci Painted a
Dinosaur*




The Itchy Book




*Crunch the
Shy Dinosaur*



I Will Love You Forever



*Dinosaurs
Shine-a-light*



WEEK 8: ROAR ROAR DINOSAUR EARLY LITERACY PRACTICE: WRITE READY FOR K: COMMUNICATION SKILLS



RHYME OF THE WEEK: DINOSAUR

Spread your arms,
way out wide
Fly like Pteranodon,
soar and glide
Bend to the floor,
head down low
Move like Stegosaurus,
long ago
Reach up tall, try to be
As tall as Apatosaurus
eating on a tree
Using your claws,
grumble and growl
Just like Tyrannosaurus
on the prowl

SONG OF THE WEEK: ONE DINOSAUR

One dinosaur
went out to play
In a giant swamp one day
She had such
enormous fun
That she called for another
dinosaur to come:
Oh, Diiiiiiiiinosaur!

Two dinosaurs...
Three dinosaurs...
Four dinosaurs...
Five dinosaurs
went out to play
In a giant swamp one day
They had such
enormous fun
That they played until
the day was done!

WRITE TOGETHER:

- Make an alphabet book featuring something you love. Draw pictures, use stickers, or print out pictures then label each item.

COMMUNICATION SKILLS:

- Have a variety of ways to practice drawing and writing: crayons, markers, pencils.
- Write out your child's name. Have them practice making the letters.



WEEK 9: ANIMALS
EARLY LITERACY PRACTICE: SING
READY FOR K: SCIENCE SKILLS

SONG OF THE WEEK:
B-I-N-G-O!

There was a farmer
had a dog and Bingo
was its name oh!

B-I-N-G-O!
B-I-N-G-O!
B-I-N-G-O!

And Bingo was his name oh!

There was a farmer
had a dog and Bingo
was its name oh!

clap -I-N-G-O!
clap -I-N-G-O!
clap -I-N-G-O!

And Bingo was his name oh!

*Replace letters with
clapping until clapping all
letters.*

RHYME OF THE WEEK:
A HIPPOPOTAMUS

A hip, a hip, a hippopotamus
Got up, got up, got up on a bus
And all the people
on the bus said,
“Oh, you’re squishing me.”
A cow, a cow, got up on the bus
A cow, a cow, got up on the bus
And all the people
on the bus said,
“Mooooooove over.”
A sheep, a sheep,
got up on the bus
A sheep, a sheep,
got up on the bus
And all the people
on the bus said,
“Baaaaack up.”
A snake, a snake,
got up on the bus
A snake, a snake,
got up on the bus
And all the people
on the bus said,
“Ssssssssit down.”


BOOKS WE LOVE

Request a copy at
bit.ly/SCL2-5

*The Little Book of
Big What-ifs*




Yoga for Kids




Sweetest Kulu



Ducks Away!



Lenny and Wilbur



SING TOGETHER:

- Change the words to Bingo to help your child hear the different letters that go into each word. You can spell different animals and even their name.


SCIENCE SKILLS:

- Science uses a variety of tools. Create kid-friendly binoculars or a telescope using paper towel rolls then go on an animal safari


BOOKS WE LOVE

Request a copy at
bit.ly/SCL2-5


Play with Your Plate




ABC Pasta




Food Around the World



Salma the Syrian Chef



Nope. Never. Not for Me!



WEEK 10: FOOD

EARLY LITERACY PRACTICE: READ

GROW: MATH SKILLS



RHYME OF THE WEEK:

FIVE LITTLE PEAS

- 1 little pea jumped into the pot
(fold one finger down)
And waited for the soup
to get hot.
 - 2 little peas jumped into the pot
(fold one finger down)
And waited for the soup
to get hot.
 - 3 little peas jumped into the pot
(fold one finger down)
And waited for the soup
to get hot.
 - 4 little peas jumped into the pot
(fold one finger down)
And waited for the soup
to get hot.
 - 5 little peas jumped into the pot
(fold one finger down)
And waited for the soup
to get hot.
- Finally the soup got so very hot
All the little peas
jumped out of the pot.

SONG OF THE WEEK:

APPLES AND PANANAS

I like to eat, eat, eat apples
and bananas
I like to eat, eat, eat apples
and bananas
I like ate, ate, ate
aypples and baynaynays
I like ate, ate, ate
aypples and baynaynays
I like to eat, eat, eat
eepples and beeneenees
I like to eat, eat, eat
eepples and beeneenees
And I like to ite, ite, ite
ipples and bininis
I like to ite, ite, ite
ipples and bininis
I like to ote, ote, ote,
opples and bononos
I like to ote, ote, ote,
opples and bononos
And I like to ute, ute, ute
upples and bununus
I like to ute, ute, ute
upples and bununus

READ TOGETHER:

- Introduce your child to a variety of books including poetry and nonfiction. You'll never know what your child's new favorite book will be.
- Keep reading an enjoyable experience.

MATH SKILLS:

- Cooking is a great way to introduce math skills such as measurements, less and more, and quantities of items. Make real or pretend food.



WEEK 11: CONSTRUCTION
EARLY LITERACY PRACTICE: PLAY
GROW: MOTOR SKILLS

BOOKS WE LOVE

Request a copy at
bit.ly/SCL2-5

SONG OF THE WEEK:
WE HAMMER AND STOP!


Use sticks or a similar item to complete the actions of the song

We hammer and hammer and STOP!
 We hammer and hammer and STOP!
 We hammer and hammer and hammer and hammer and STOP!
 We hammer and hammer and hammer and hammer and STOP!


Additional Verses:
 We saw and we saw...
 We drill and we drill...
 We tap and we tap...

RHYME OF THE WEEK:
STOPLIGHT

Red means stop.
 Green means go.
 Yellow means be careful.
 You better go slow.
 I look both ways when I cross the street.
 I use my head to guide my feet.




Cityscape



Trap 3 Little Pigs



This Is MY Fort



PLAY TOGETHER:

- Build together! What kind of structures will you create? A reading fort? A giant tower? A house for a favorite stuffed animal?


MOTOR SKILLS:

- Executive function is the ability to control actions and an important skill to have. Playing Red Light, Green Light or singing songs such as We Hammer and Stop help develop this skill.

BOOKS WE LOVE

Request a copy at
bit.ly/SCL2-5

Square



The Dancers




Blue Rider



Mapping My Day



Red: A Crayon's Story



WEEK 12: ART

EARLY LITERACY PRACTICE: READ

GROW: COMMUNICATION SKILLS



RHYME OF THE WEEK: CIRCLE AND SQUARE

Make a circle,
make a circle,
Draw it in the sky,
Use your finger,
use your finger,
Make it round as a pie.
Draw a square,
draw a square,
Make the lines so
straight,
Make a square,
make a square,
Draw a box in the air!

SONG OF THE WEEK: PAINTBRUSH ON THE PAPER

The paintbrush on the
paper goes
swish swish swish,
swish swish swish,
swish swish swish,
The paintbrush on the
paper goes
swish swish swish
All day long.

Additional verses:
The pencil on the paper
goes skritch skritch
skritch...
The crayon on the paper
goes scribble, scribble,
scribble...
The Play-dough on the
table goes squish, squish,
squish...

READ TOGETHER:


- Read stories that use different fonts. Point out how some letters can be the same but look different (upper and lower case). Continue pointing out letters and words as you go places.

COMMUNICATION SKILLS:

- Let your child make choices to help them develop planning skills. Let them pick out their outfit or a game or the book to read before bed.

Fall in love with reading!

Color in a leaf for each book you read. Create your own reward for completing your reading together! Pick a special snack or small prize - you know your child best! Reminder: *You can read a book more than once - repetition is important.*



**Finished reading 100 books? Try our online
1000 Books Before Kindergarten challenge:**

<https://bit.ly/SCL1000books>